



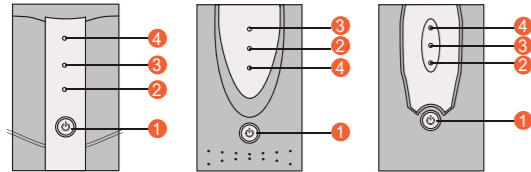
## EW2110 Series Line Interactive UPS 500VA~1500VA

### Feature:

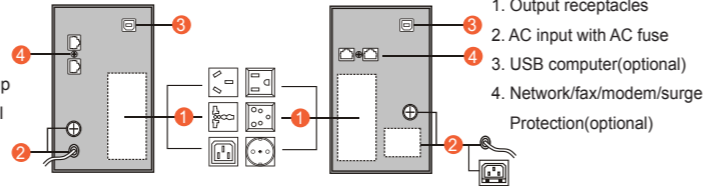
- AVR CPU, USB / RJ45 interface.
- Auto-self restart.
- Auto-self charge
- Over charge&overload protection.
- Inbuilt battery 12V 7AH/9AH.

### Introduction:

#### Front panel:



#### Back panel:

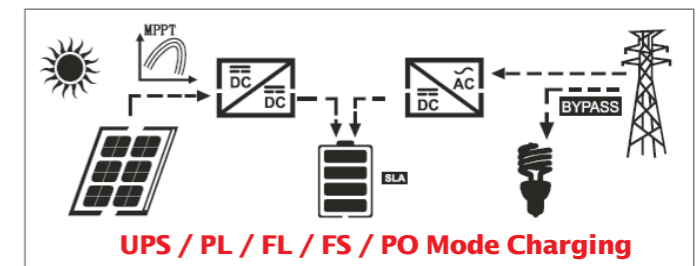
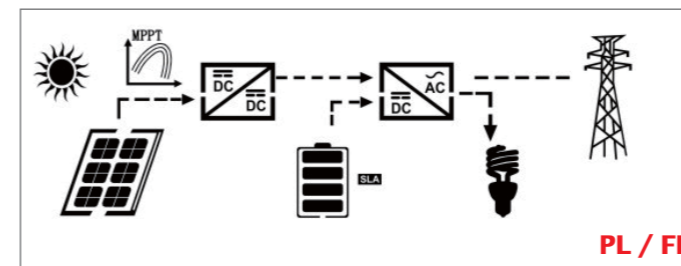
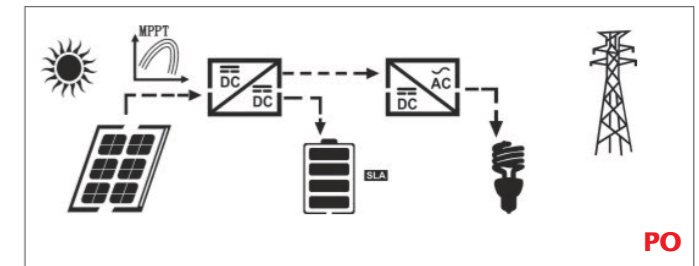
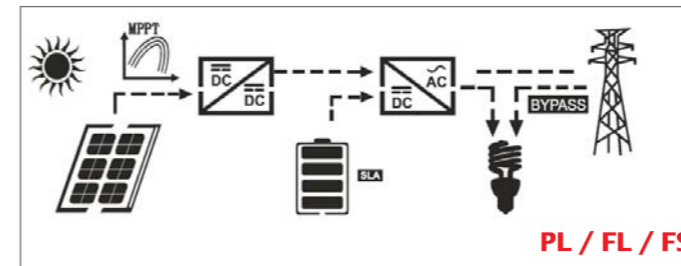
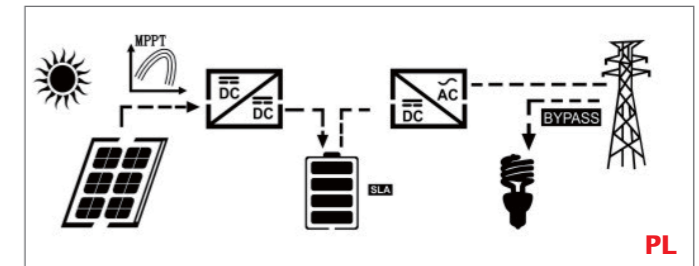
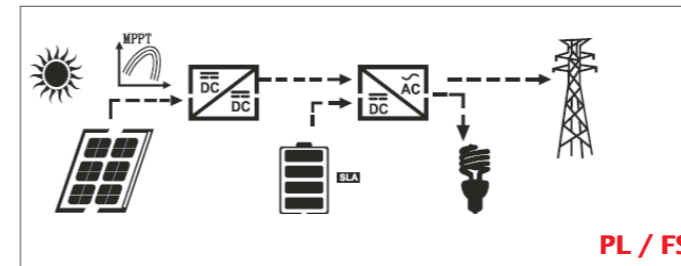
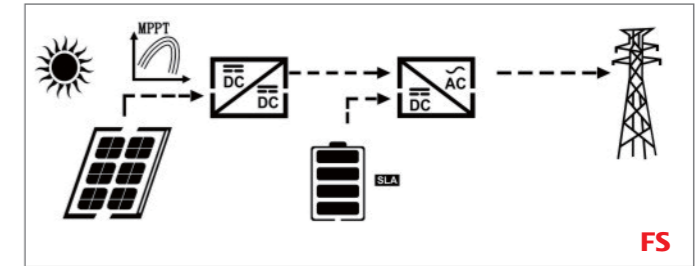
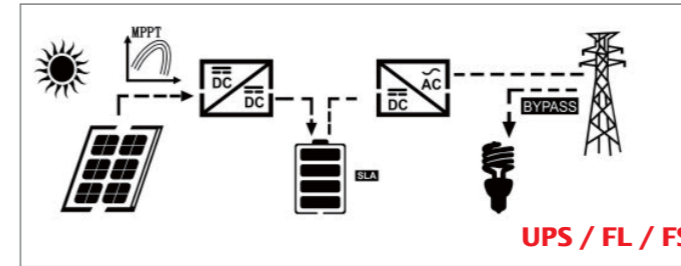


### Specification

MODEL	C500VA	C600VA	C650VA	C800VA	C1000VA	C1200VA	C1500VA
CAPACITY(VA/W)	500VA/300W	600VA/360W	650VA/390W	800VA/480W	1000VA/600W	1200VA/720W	1500VA/900W
<b>INPUT</b>							
Voltage	110/115/120VAC or 220/230/240VAC						
Voltage Range	140-294VAC			145-295VAC			
<b>OUTPUT</b>							
Voltage	120VAC or 230VAC						
Voltage Range(Battery Mode)	±10%						
Frequency	50Hz			50Hz or 60Hz			
Frequency Regulation(Battery Mode)	±1Hz						
Output Waveform	Modified Sine Wave						
<b>BATTERY</b>							
Battery Type and Number*	12V/7AH x 1		12V/9AH x 1		12V/7AH x 2		12V/9AH x 2
Backup Time(at a PC load with 15"monitor)	15-20 minutes		20-25 minutes		30-35 minutes		40-50 minutes
Recharge Time	8 hours to 90% after complete discharge						
<b>TRANSFER TIME</b>							
Typical	2-6ms			4-8ms			
<b>INDICATOR</b>							
AC Mode	LCD lighting indicating load level						
Battery Mode	LCD lighting indicating battery capacity						
Fault	LCD blank						
<b>AUDIBLE ALARM</b>							
Battery Mode	Sounding every 10 seconds						
Low Battery	Sounding every second						
Overload	Sounding every 0.5 second						
Fault	Continuously sounding						
<b>PROTECTION</b>							
Full Protection	Discharge, Overcharge, Short-Circuit and Overload Protection						
<b>PHYSICAL</b>							
Dimension W*H*D(mm)	97*143*312			146*162*345			
Dimension W*H*D(mm)	376*310*470(4pcs)			466*450*264(2pcs)			
Net Weight(1pc, kg)	4.9	4.9	6.2	6.2	11.2	13.0	15.0
Gross Weight(1pc, kg)	4.6	4.6	5.8	5.8	11.0	12.8	14.8
Operating Environment	0-40°C, 0-90% Relative humidity(non-condensing)						
Noise Level	Less than 40dB			Less than 45dB			
<b>INTERFACE</b>							
USB Option	Windows family						
Loading(20GP/40GP/40HQ)	1900pcs / 3850pcs / 4700pcs			980pcs / 1960pcs / 2400pcs			

\* Product specifications are subject to change without further notice.

### ON / OFF Grid Solar Inverter Work Mode ( Five modes)



### Plug and Socket Optional

